

# A Mobile Friendly Rate Calculator. For Your Convenience.



**View**

**iPhone**



**View**

**Blackberry**

Must have version 6.0 or higher.



**View**

**Android**

# iPhone.

Open the Safari browser on your iPhone.



Enter the mobile address – <http://fe-ta.mpremlcalc.com>


Select 'Go'



or Scan the QR Code (to the right) to access the mobile rate calculator.



Scan to launch the Transamerica Mobile Rate Calculator.




To scan, download a barcode/QR code scanner from the iPhone App Store.

**Continue**

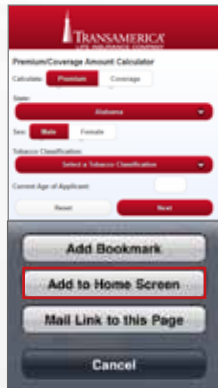
[Home](#)

# iPhone.

Touch the arrow icon at the bottom-center of the screen.



Select 'Add to Home Screen' to create a shortcut icon on your home page screen



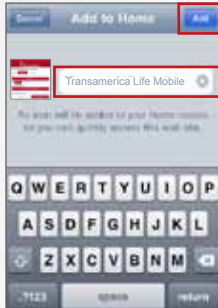
**Continue**

[Home](#)

# iPhone.


Name the home screen icon – 'Transamerica Life Mobile Rate Calculator'

Select 'Add'



The Transamerica Life Mobile Rate Calculator icon will appear on your iPhone home screen.

Select the icon to access the TransamericaLife Mobile Rate Calculator.



**Next**

[Home](#)

# BlackBerry.

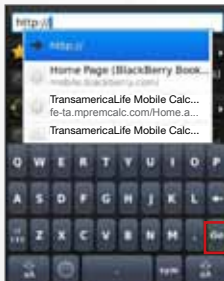
**Note:** The Transamerica Life Mobile Rate Calculator is only available for BlackBerry version 6.0 or higher. To find out what version you have go to Menu > Options > About

Open the web browser on your BlackBerry



Enter the mobile address – <http://fe-ta.mpremlcalc.com>

Select 'Go'




or Scan the QR Code (to the right) to access the mobile rate calculator.



**Scan to launch the  
Transamerica Mobile  
Rate Calculator.**

To scan, download a barcode/  
QR code scanner from the  
BlackBerry App World.



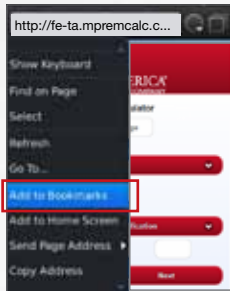
**Continue**

[Home](#)

# BlackBerry.

Click the Menu Button

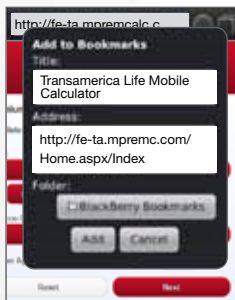
Select 'Add to Bookmarks'



An Add to Bookmarks window will appear

In the Title field enter – Transamerica Life Mobile Rate Calculator

Select 'Add'



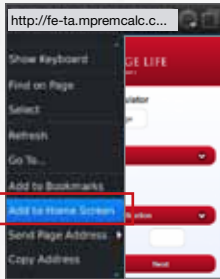
**Continue**

[Home](#)

# BlackBerry.

Click Menu again

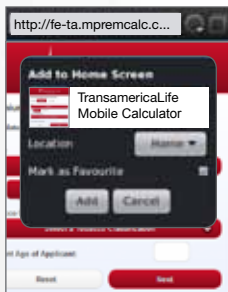
Select 'Add to Home Screen'



An Add to Home Screen window will appear

In the field next to the icon type – Transamerica Life Mobile Rate Calculator

Select 'Add'



**Continue**

[Home](#)

# BlackBerry.

The Transamerica Life Mobile Rate Calculator icon will appear on your BlackBerry home screen.

Select the icon to access the Transamerica Life Mobile Rate Calculator.



[Next](#)

[Home](#)



# Android.

Open the web browser on your Android



Enter the mobile address – <http://fe-ta.mpremlcalc.com>

Select 'Enter'




or Scan the QR Code (to the right) to access the mobile rate calculator.



Scan to launch the  
Transamerica Mobile  
Rate Calculator

To scan, download a  
barcode/QR code scanner  
from the Android Market.



**Continue**

[Home](#)

# Android.

Click the Menu Button

Select 'Bookmarks'



A New bookmark window will appear

In the Name field type – Transamerica Life Mobile Rate Calculator

Select 'Done'



**Continue**

[Home](#)

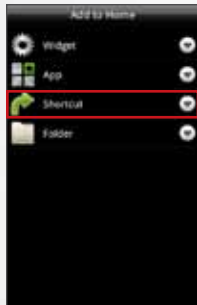
# Android.

Exit out of the web browser to view your home screen

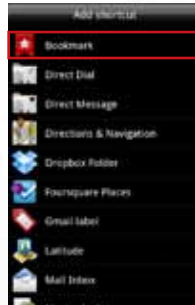
Select '+' on the bottom-right of your home screen



Select 'Shortcut'



Select 'Bookmark'



[Continue](#)

[Home](#)

# Android.

Click on the Transamerica Life Mobile Rate Calculator



Place the icon in an open spot on your phone's screen



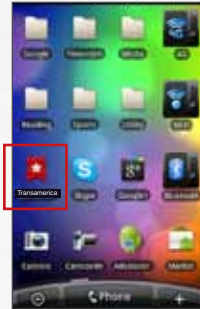
[Continue](#)

[Home](#)

# Android.

The Transamerica Life Mobile Rate Calculator icon will appear on your screen.

Select the icon to access the Transamerica Life Mobile Rate Calculator



[Next](#)

[Home](#)

# How to Calculate.

**Note:** Disclaimer will show on all screens at the bottom. Depending on the device it is viewed on, you may have to scroll down to see the entire disclaimer.

## First Screen.

1. Select what you would like to calculate for: Premium or Coverage

2. Select the state you may be selling the policy in

Note: If the state you may be selling the policy in is not listed select "All Other States".


3. Select the sex of the applicant

Note: If you selected the state of Montana the sex field will not appear.

4. Select the Tobacco Classification of the applicant

5. Enter the current age of the applicant

Select Next



The screenshot shows the Transamerica Life Insurance Company Premium/Coverage Amount Calculator form. The form is titled "Premium/Coverage Amount Calculator" and features a red header with the Transamerica logo. Below the header, there are several input fields: "Calculate:" with radio buttons for "Premium" and "Coverage"; "State:" with a dropdown menu showing "Alabama"; "Sex:" with radio buttons for "Male" and "Female"; "Tobacco Classification:" with a dropdown menu showing "Select a Tobacco Classification"; and "Current Age of Applicant:" with a text input field. At the bottom of the form, there are two buttons: "Reset" and "Next".

[Next](#)

[Home](#)

# How to Calculate.

**Note:** Disclaimer will show on all screens at the bottom. Depending on the device it is viewed on, you may have to scroll down to see the entire disclaimer.

## Second Screen.

1. Select a plan of insurance

Note: if the Immediate Solutions LP99 is selected, the Accidental Death Benefit Rider will appear. Select whether or not you would like to add the rider in your calculation.

2. Select the premium payment mode

3. Enter the face amount of insurance if calculating for premium

Enter the modal premium if calculating for coverage  
Select Calculate

A brief “Calculating . . .” message will appear at the top of the screen in yellow

If there are no errors when calculating the following will display:

Calculating for Premium

The screenshot shows the Transamerica Life Insurance Company logo at the top. Below it is the title "Premium/Coverage Amount Calculator". There are two dropdown menus: "Plan Of Insurance:" with a red button labeled "Select a Plan Of Insurance" and "Premium Payment Mode:" with a red button labeled "Monthly Bank Draft". A red box highlights the "Face Amount of Insurance:" input field. At the bottom, there are "Back" and "Calculate" buttons, and a "New Quote" button with a plus icon.

Calculating for Coverage

The screenshot shows the Transamerica Life Insurance Company logo at the top. Below it is the title "Premium/Coverage Amount Calculator". There are two dropdown menus: "Plan Of Insurance:" with a red button labeled "Select a Plan Of Insurance" and "Premium Payment Mode:" with a red button labeled "Monthly Bank Draft". A red box highlights the "Modal Premium:" input field. At the bottom, there are "Back" and "Calculate" buttons, and a "New Quote" button with a plus icon.

[Next](#)

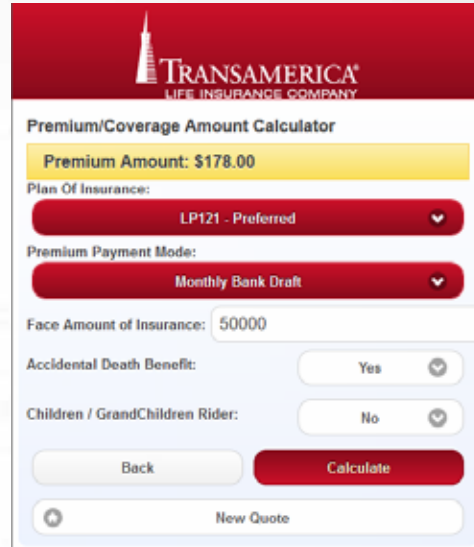
[Home](#)

# How to Calculate.

**Note:** Disclaimer will show on all screens at the bottom. Depending on the device it is viewed on, you may have to scroll down to see the entire disclaimer.

## Second Screen Cont'd.

The premium will display at the top.



The screenshot shows the Transamerica Life Insurance Company Premium/Coverage Amount Calculator interface. At the top, the Transamerica logo is displayed. Below the logo, the title "Premium/Coverage Amount Calculator" is shown. The premium amount is displayed as \$178.00. The Plan Of Insurance is set to LP121 - Preferred. The Premium Payment Mode is set to Monthly Bank Draft. The Face Amount of Insurance is set to 50000. The Accidental Death Benefit is set to Yes. The Children / GrandChildren Rider is set to No. There are Back and Calculate buttons, and a New Quote button at the bottom.

**TRANSAMERICA**  
LIFE INSURANCE COMPANY

Premium/Coverage Amount Calculator

Premium Amount: \$178.00

Plan Of Insurance: LP121 - Preferred

Premium Payment Mode: Monthly Bank Draft

Face Amount of Insurance: 50000

Accidental Death Benefit: Yes

Children / GrandChildren Rider: No

Back Calculate

New Quote

[Next](#)

[Home](#)